



Client:	
Order #:	
Project:	
Type:	

**DESCRIPTION**

Introducing the Nano Square Bulkhead Wall Pack – a versatile lighting solution available in Open, Cutoff, and Grid styles. Crafted with a robust die-cast aluminum housing, this wall pack is engineered for optimal light output. The UV-stabilized polycarbonate opal lens not only ensures durability but also eliminates LED hot spots, providing a uniform and glare-free illumination. Vandal-resistant and designed for mounting heights ranging from 8 to 20 feet, the Nano wall pack combines durability and functionality for your outdoor lighting needs.

**FEATURES**

- Three frame styles provide decorative appearance for effective accent and security lighting
- Energy-saving alternative to traditional HID fixtures
- Polycarbonate opal vandal-resistant lens eliminates LED hot spots
- 8' – 20' mounting heights
- Optional energy-saving photocells and occupancy sensor available
- Maximize energy savings with efficacies as high as 109 lm/W

**PERFORMANCE DATA**

**CRI**

80+

**CCT**

4000K, 5000K

**Projected Lifetime**

>137,000 Hours (L70)

**Dimming**

0-10V Dimming Standard, 10% down to 100%

**Operating Temperature**

-20°C to 50°C Ambient

**Warranty**

5 year Standard  
10 year Optional

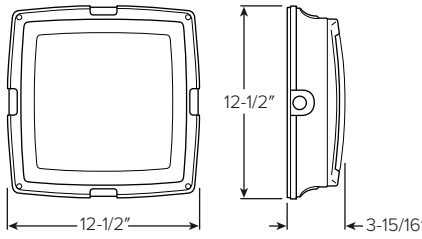
**ORDERING INFORMATION**

NANO		B	C	D	E	F	G	H	
<b>A</b>	<b>FIXTURE SERIES</b>	Nano		<b>C</b>	<b>CCT</b>	<b>F</b> <b>OPTIONS</b>			
					40	4000K	SF	Single fuse	
					50	5000K	DF	Double fuse	
<b>B</b>	<b>WATTAGE/LUMENS</b>	20	20W/2263 <sup>1</sup>	<b>D</b>	<b>VOLTAGE</b>	SP10	10kV surge protection	PC	Photocell, 120-277V
					U	120-277V	OCC-S2X	Integral occupancy and motion sensor with dimming	
				<b>E</b>	<b>FINISH</b>	EM/6W	6-watt emergency battery		
					BZ	Bronze	<b>G</b> <b>STYLE</b>		
					WH	White	O	Open	
							C	Cutoff	
							G	Grid	
							<b>H</b> <b>WARRANTY<sup>2</sup></b>		
							-	5 Year Warranty	
							10	10 Year Warranty	
							10L	10 Year Warranty including labor	

<sup>1</sup>Delivered Lumens (5000K)

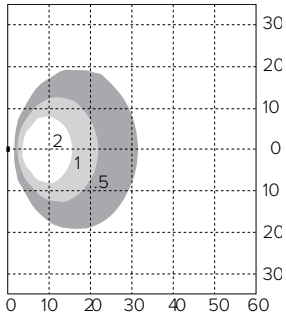
<sup>2</sup> 5 Year Warranty is Standard unless specified

**DIMENSIONS**



**FOOTCANDLE DISTRIBUTIONS**

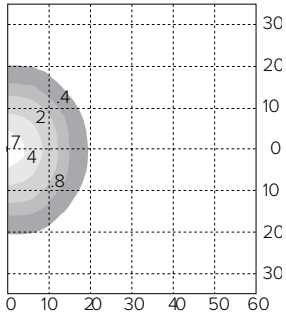
**OPEN**



Footcandle calculations based on standard building reflectance of .10 with a ground reflectance of .0 and a light loss factor of .90. Fixture installed at 10' mounting height.

- Efficacy: 109 lm/W
- Flux: 2173 lm
- CRI: 80
- CCT: 4000K
- BUG Ratings: B0-U4-G2

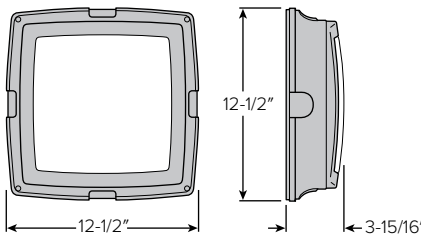
**CUTOFF**



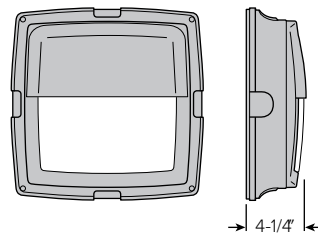
- Efficacy: 100 lm/W
- Flux: 1990 lm
- CRI: 80
- CCT: 4000K
- BUG Ratings: B0-U4-G2

**FIXTURE DETAILS**

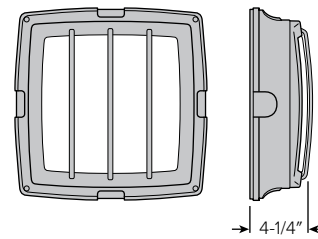
**OPEN**



**CUTOFF**



**GRID**



**BACKVIEW**

