

Client:	
Order #:	
Project:	
Type:	

**DESCRIPTION**

The RHBM delivers very high lumen output with a thin, heat dissipation engineered housing for reliable, bright lighting. 4 switch selectable settings for different mounting heights and applications, this high bay is great for stocking and future-proofing your lighting investment. Built-in sensor receptacle makes for an easy controls upgrade with minimal installation process.

**FEATURES**

- Housing  
Durable, die-cast aluminum housing with heat dissipating fins.
- Operating Temperature  
-40° C to 55° C (-40° F to 131° F) when wattage is above 300W or max to 65°C (149°F) when wattage is below 300W
- Efficacy  
Up to 189 lumens per watt.
- CCT and CRI  
4000K and 5000K - 70 CRI
- Mounting  
Hook mount and 3/4" conduit pendant mount options.
- Lumen Output  
Field selectable: 31,000 - 72,000Lm.

**PERFORMANCE DATA**

**CRI**

70+

**CCT**

4000K, 5000K

**Projected Lifetime**

>50,000 Hours (L70)

**Dimming**

0-10V Dimming Standard,  
10% down to 100%

**Operating Temperature**

-40°C to 50°C Ambient

**Warranty**

5 year Standard  
10 year Optional

**ORDERING INFORMATION**

<b>RHBM</b>						
-------------	--	--	--	--	--	--

	<b>B</b>	<b>C</b>	<b>D</b>	<b>E</b>	<b>F</b>	<b>G</b>
<b>A</b>	<b>FIXTURE SERIES</b>		<b>C</b>		<b>SENSOR</b>	
	RHBM		40	4000K	M	With Sensor
			50	5000K	Blank	Without Sensor
<b>B</b>	<b>WATTAGE/LUMENS</b>		<b>D</b>		<b>G</b>	
	164	164W/31000 <sup>1</sup>	<b>VOLTAGE</b>		<b>WARRANTY<sup>2</sup></b>	
	246	246W/45500 <sup>1</sup>	U	120-277V	-	5 Year Warranty
	328	328W/59000 <sup>1</sup>	H	347-480V	10	10 Year Warranty
	410	410W/72000 <sup>1</sup>	<b>E</b>		10L	10 Year Warranty including labor
			<b>FINISH</b>			
			BL	Black		
			WH	White		
			BZ	Dark Bronze		
			CU	Custom		

<sup>1</sup>Delivered Lumens (5000K)

<sup>2</sup> 5 Year Warranty is Standard unless specified

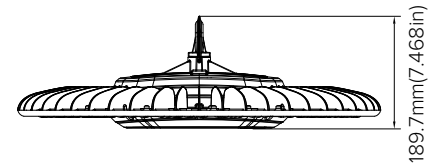
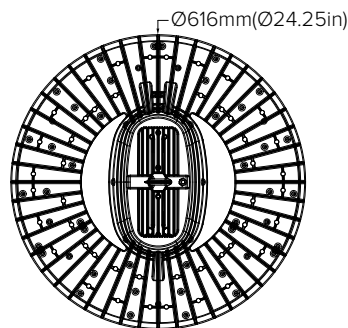
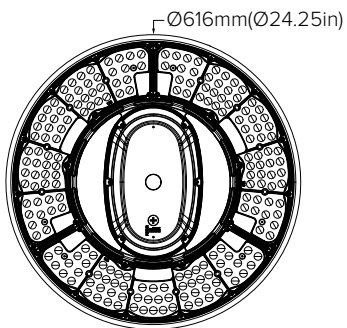
**PERFORMANCE DATA**

SETTING	CRI	350W			TEMPERATURE
		SYSTEM WATTS	LUMENS	LPW	
100%	70	350W	62000lm	177lm/W	55°C
80%	70	280W	51000lm	182lm/W	65°C
60%	70	210W	39000lm	186lm/W	65°C
40%	70	140W	26600lm	190lm/W	65°C

SETTING	CRI	410 W			TEMPERATURE
		SYSTEM WATTS	LUMENS	LPW	
100%	70	410 W	72000lm	176lm/W	55°C
80%	70	328W	59000lm	180lm/W	55°C
60%	70	246W	45500lm	185lm/W	65°C
40%	70	164W	31000lm	189lm/W	65°C

**DIMENSION**

unit: mm/inch





Weight:


350W: 7.858kg(17.324lbs)

410W : 8.833kg(19.473lbs)

**ACCESSORIES (Optional)**


	
Plug-and-Play PIR Sensor PIR sensor: MSP Bluetooth PIR sensor: MSP	Plug-and-Play Microwave Sensor Microwave sensor: MSM Bluetooth microwave sensor: MSM

**MOUNTING**

	Hook Mount
	Conduit Pendant Mount

**WATTAGE SELECTABLE**

This fixture has the function of adjusting the lumens output on-site.



**WATTAGE SELECT**



Each model supports 4 positions  
wattage regulation : LV1, LV2, LV3, LV4



**Plug-and-Play Sensor (optional)**

Sensor allows for security and energy saving.