



Client:	
Order #:	
Project:	
Type:	

DESCRIPTION

Revo Lighting is proud to introduce its family of 7" diameter round bollard. These fixtures provide uniform illumination, superior spacing, and remarkable brightness control. Each bollard features rugged construction, and comes supplied with silicone gasketing to assure years of trouble free service.

FEATURES

- IES Type III Clear Prismatic Glass Refractor
- Extruded aluminum housings with flush mounting base.
- Vandal resistant screws, Powdercoated finish.
- Clear polycarbonate lens
- Mounting Kit with 8" Anchor Bolts included
- Standard color is bronze; also available in black and white.
- Contact factory for custom finishes.
- CSA listed for wet locations, IP65

PERFORMANCE DATA

CRI

83

CCT

4000K, 5000K

Projected Lifetime

100,000+ Hours (L70)

Dimming

0-10V Dimming Standard,
10% down to 100%

Operating Temperature

-40°C to +55°C Ambient

Warranty

5 year Standard
10 year Optional

ORDERING INFORMATION

LUMINA						
	B	C	D	E	F	G

A	FIXTURE SERIES	
	Lumina	Prismatic Bollard
B	WATTAGE/LUMENS	
	18	18W/11563
C	CCT	
	40	4000K
	50	5000K ³
D	VOLTAGE	
	UNV	120-277V

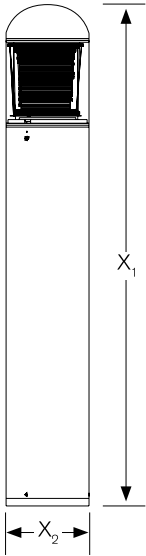
E	FINISH	
	BZ	Bronze ¹
	BL	Black
	WH	White
	CU	Custom ²

¹Standard color
²Contact factory for custom finish
³Delivered Lumens (5000K)
⁴5 year standard unless specified

F	OPTIONS	
	SP	Surge Protection
	EM	Emergency Operation
	G	GFCI Outlet
	S	180 Glare Shield
G	WARRANTY⁹	
	-	5 Year Warranty
	10	10 Year Warranty
	10L	10 Year Warranty including labor



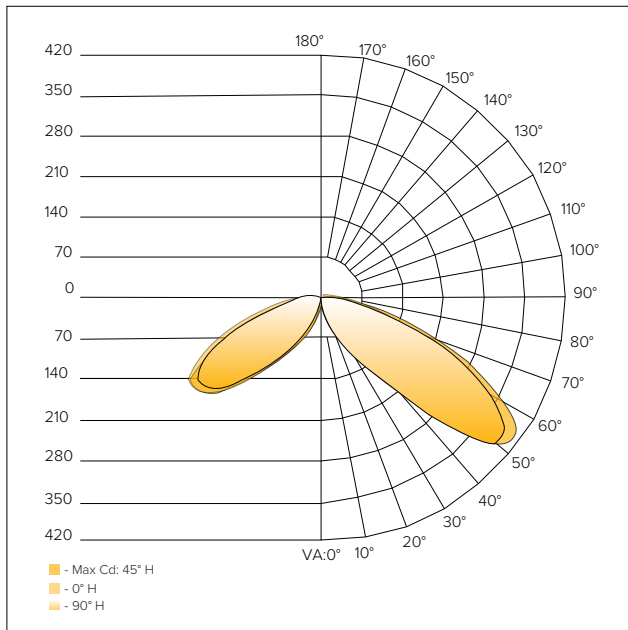
DIMENSIONS



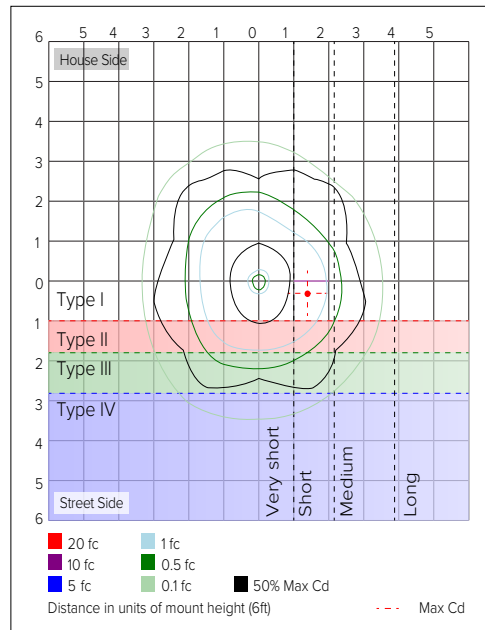
	Inches
X ₁	42.25
X ₂	7.00

PHOTOMETRICS

Model 18W 5000K



Isofootcandle



Zonal Lumen Summary

Zone	Lumens	%Luminaire
0-30	48.2	4.2%
0-40	131.1	11.3%
0-60	577.7	50%
60-90	466.4	40.3%
70-100	264.8	22.9%
90-120	83.4	7.2%
0-90	1,044.1	90.3%
90-180	112.2	9.7%
0-180	1,156.4	100%

LUMEN OUTPUT

Lumen Chart

Wattage	4000K	5000K
18	1110	1156

*Lumen outputs are based on 5000K performance data and then scaled down to the other temperatures.

LED BATTERY BACKUP

- Provides 90 mins of backup power.
- 100-277/50-60Hz Input Voltage
- Operation Temp Range: 0°-50°C
- Green LED Indicator for Stand-by Mode
- Optional Test Switch
- Short-Circuit, Overload, and No Load Protection
- Low Battery Shutdown to Protect Battery From Deep-Discharging
- RoHS Compliant

