



Client:	
Order #:	
Project:	
Type:	

**DESCRIPTION**

Presenting the Solara Round Bulkhead Wall Pack – a flexible lighting solution offered in Open, Cutoff, and Grid styles. Meticulously crafted with a sturdy die-cast aluminum housing, this wall pack is designed to deliver superior light output. The UV-stabilized polycarbonate opal lens guarantees durability while eliminating LED hot spots, ensuring a consistent and glare-free illumination. Vandal-resistant and suitable for mounting heights between 8 to 20 feet, the Solara wall pack seamlessly blends durability with functionality to meet your outdoor lighting requirements.

**FEATURES**

- Three frame styles provide decorative appearance for effective accent and security lighting
- Energy-saving alternative to traditional HID fixtures
- Polycarbonate opal vandal-resistant lens eliminates LED hot spots
- 8' – 20' mounting heights
- Optional energy-saving photocells and occupancy sensor available
- Maximize energy savings with efficacies as high as 111 lm/W

**PERFORMANCE DATA**

<b>CRI</b>	80+
<b>CCT</b>	3000K, 4000K, 5000K
<b>Projected Lifetime</b>	>137,000 Hours (L70)
<b>Dimming</b>	0-10V Dimming Standard, 10% down to 100%
<b>Operating Temperature</b>	-40°C to 50°C Ambient
<b>Warranty</b>	5 year Standard 10 year Optional

**ORDERING INFORMATION**

**SOLARA** / \_\_\_\_\_ / \_\_\_\_\_ / \_\_\_\_\_ / \_\_\_\_\_ / \_\_\_\_\_ / \_\_\_\_\_ / \_\_\_\_\_ / \_\_\_\_\_ / \_\_\_\_\_ / \_\_\_\_\_ / \_\_\_\_\_ / \_\_\_\_\_  
 SERIES                      SIZE                      WATTAGE                      CCT                      LENS STYLE                      VOLTAGE                      DRIVER FEATURES                      FINISH                      PHOTOCELL                      CONTROLS                      EMERG. BATT.                      WARRANTY

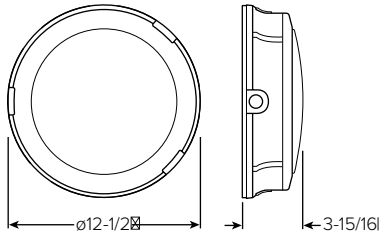
FIXTURE SERIES	
SOLARA	Round LED Bulk Head Wall Pack
WATTAGE	
12W	12 Watts
17W	17 Watts
25W	25 Watts
CCT/CRI	
30	70+ CRI, 3000K CCT
40	70+ CRI, 4000K CCT
50	70+ CRI, 5000K CCT

LENS STYLE	
OF	Open Frame
CF	Cut Off Frame
GF	Grid Frame
VOLTAGE	
UNV	Universal 120-277VAC
UHV	Universal High 347-480VAC
DRIVER FEATURES	
10V	0-10V Dimming
FINISH	
BZ	Bronze Powder Coat Finish
CU	Custom Powder Coat Color

PHOTOCELL	
PC	White Finish
CONTROLS	
MWI	Motion Sensor, Microwave Occ., Line Voltage, Internal Mount (8-19 FT MH)
MWID	Motion Sensor, Microwave Occ. with Dimming, Line Voltage, Int. Mount (8-40 FT MH)
EMERGENCY BATT. BACKUP	
EM8	8 Watt (900 lm) 90 Min. Emerg. Batt.
WARRANTY	
-	5 Year Warranty (Standard)
10Y	10 Year Warranty
10YL	10 Year Warranty with Labor

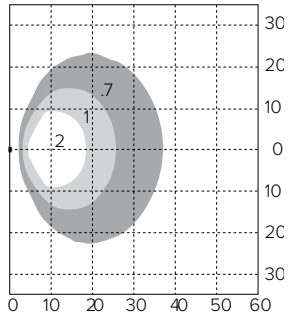


**DIMENSIONS**



**FOOTCANDLE DISTRIBUTIONS**

**OPEN**

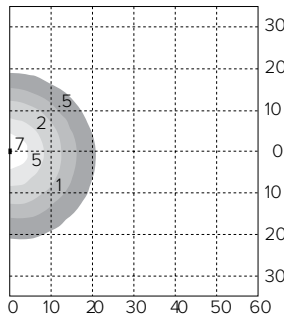


Footcandle calculations based on standard building reflectance of .10 with a ground reflectance of .0 and a light loss factor of .90.  
Fixture installed at 10' mounting height.

- Efficacy: 112 lm/W
- Flux: 2230 lm
- CRI: 80
- CCT: 4000K
- BUG Ratings: B1-U1-G0

Lorem ipsum

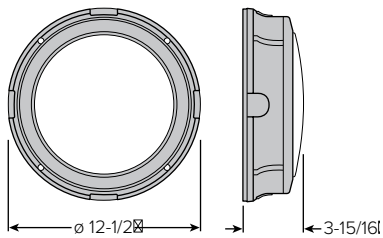
**CUTOFF**



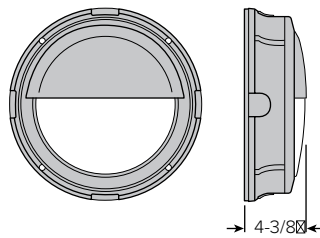
- Efficacy: 93 lm/W
- Flux: 1858 lm
- CRI: 80
- CCT: 4000K
- BUG Ratings: B1-U1-G0

**FIXTURE DETAILS**

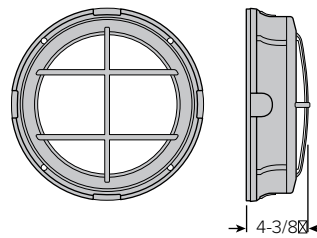
**OPEN**



**CUTOFF**



**GRID**



**BACKVIEW**

